

Grace



CAMAS
BEDS | CAMAS

ponto**vírgula**



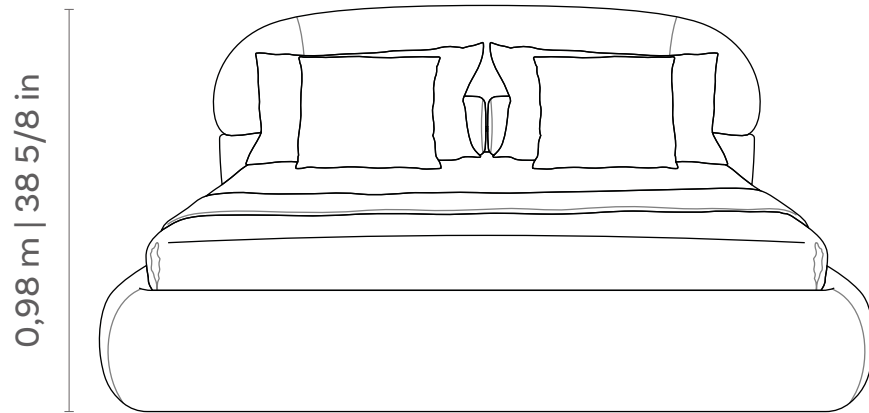
Grace

CAMAS
BEDS | CAMAS

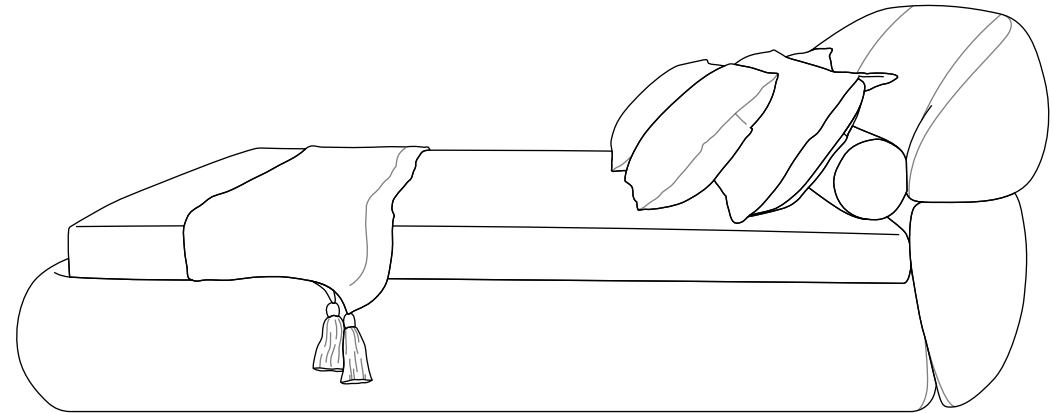


Grace

CAMAS
BEDS | CAMAS



0,98 m | 38 5/8 in



2,40 | 2,50 | 2,55 m
94 4/8 | 98 3/8 | 100 3/8 in

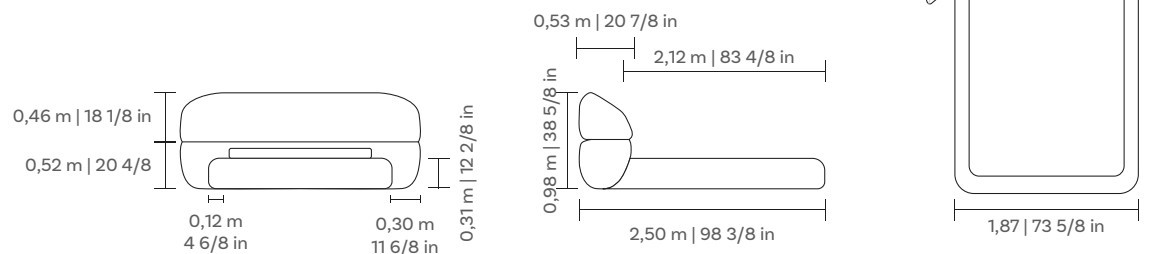


ponto**virgula**

Grace

CAMAS
BEDS | CAMAS

ABA NORMAL



CAMA

CASAL	2,25 x 2,40 m 88 5/8 x 94 1/2 in
QUEEN	2,45 x 2,50 m 96 1/2 x 98 3/8 in
KING	2,80 x 2,55 m 110 1/4 x 100 3/8 in

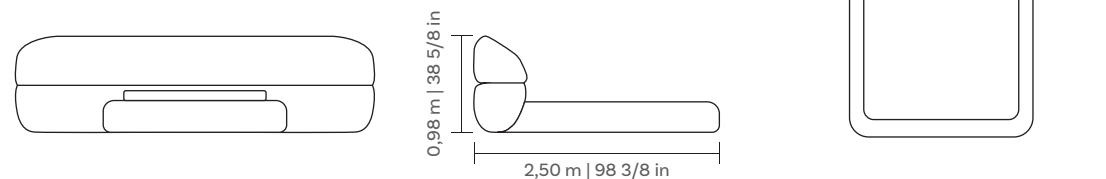
ROL. APOIO

1,25 x 0,20 m 49 1/4 x 7 7/8 in
1,45 x 0,20 m 57 1/8 x 7 7/8 in
1,80 x 0,20 m 70 7/8 x 7 7/8 in

COLCHÃO

1,38 x 1,88 m 54 3/8 x 74 in
1,58 x 1,98 m 62 1/4 x 78 in
1,93 x 2,03 m 76 x 80 in

ABA ESTENDIDA



CAMA

CASAL	3,45 x 2,40 m 135 7/8 x 94 1/2 in
QUEEN	3,65 x 2,50 m 143 3/4 x 98 3/8 in
KING	4,00 x 2,55 m 157 1/2 x 100 3/8 in

ROL. APOIO

1,25 x 0,20 m 49 1/4 x 7 7/8 in
1,45 x 0,20 m 57 1/8 x 7 7/8 in
1,80 x 0,20 m 70 7/8 x 7 7/8 in

COLCHÃO

1,38 x 1,88 m 54 3/8 x 74 in
1,58 x 1,98 m 62 1/4 x 78 in
1,93 x 2,03 m 76 x 80 in



Grace

CAMAS
BEDS | CAMAS

Cabeceira e estrado com estrutura em madeira, revestida com espuma e com costura em debrum composê, almofadas de apoio com costura em pesponto simples. Pés em polipropileno injetado na cor preta.

Obs.: Colchão não acompanha a cama. Almofadas Rolinho acompanham a cama.

Headboard and bed base with wooden structure, covered with foam and composite backstitch, cushions with simple backstitch. Black injected polypropylene feet.



Measures may vary slightly. We reserve the right to make changes without prior consultation.

Medidas podem apresentar leves variações. Nos reservamos o direito de efetuar alterações sem consulta prévia.

Cabecero y somier con estructura de madera, recubiertos de espuma y con costuras compuestas, cojines de apoyo con costuras simples. Pies en polipropileno inyectado negro.



Las medidas pueden variar un poco. Nos reservamos el derecho de realizar cambios sin previa consulta.

