

JOHNNY

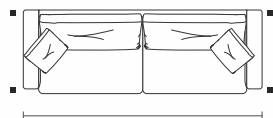
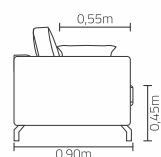
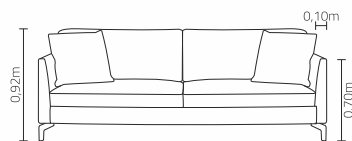
sofá living



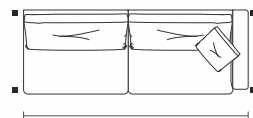
ponto **vírgula**

JOHNNY

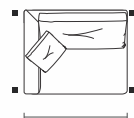
sofá living



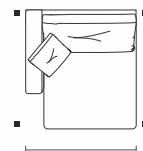
2B2	ASS	ENC	BRA
1,60 m	2	2	2
1,80 m	2	2	2
2,00 m	2	2	2
2,20 m	2	2	2
2,40 m	2	2	2
2,60 m	2	2	2
2,80 m	2	2	2



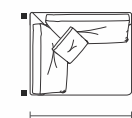
1B2 (D/E)	ASS	ENC	BRA
1,50 m	2	2	1
1,70 m	2	2	1
1,90 m	2	2	1
2,10 m	2	2	1



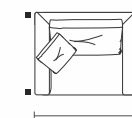
1B1 (D/E)	ASS	ENC	BRA
1,20 m	1	1	1
1,30 m	1	1	1
1,40 m	1	1	1
1,50 m	1	1	1
1,60 m	1	1	1



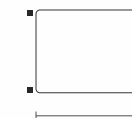
CH 1B (D/E)	ASS	ENC	BRA
1,00 x 1,60 m	1	1	1
1,10 x 1,60 m	1	1	1
1,20 x 1,60 m	1	1	1
1,30 x 1,60 m	1	1	1



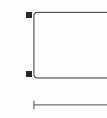
CTO (D/E)	ASS	ENC	BRA
0,90 x 0,90 m	1	1	1



POL
0,90 x 1,00 m



PUFF CTO
0,90 x 0,90 m



PUFF
0,70 x 0,60 m
0,80 x 0,60 m
0,90 x 0,60 m
1,00 x 0,60 m

Assento e almofada de assento fixos com costura em debrum composê. Encosto e braço fixos com costura em pesponto simples. Almofada de encosto solta com costura em pesponto simples e debrum composê. Almofada decorativa 60x6cm com costura em debrum composê. Pés em aço carbono disponíveis no acabamento pintura MTX.

Fixed seat and seat cushion, backrest and armrest. Loose and decorative back cushion. Feet in carbon steel with MTX paint.

Asiento fijo y cojín de asiento, respaldo y reposabrazos. Cojín de respaldo suelto y decorativo. Pies en acero al carbono con pintura MTX.

